

## Stock Clamshells with a Common Mold Base

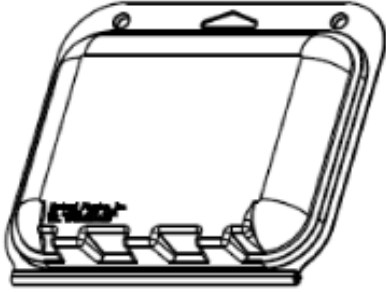
These images demonstrate clamshells with the same Overall Outside Dimensions, but with variations in the associated cavity and insert card dimensions.

### Series 300 - 305

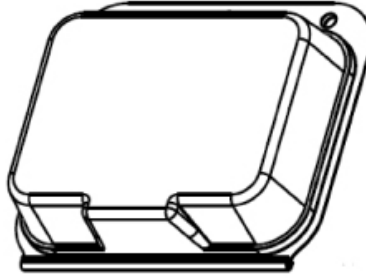
Overall Length = 6.562

Overall Width = 7.625

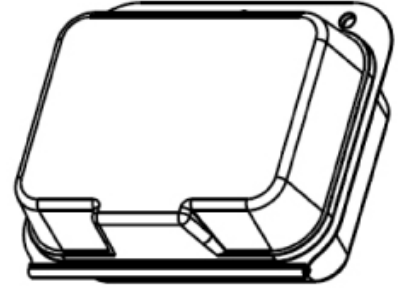
The stock clamshells on this page  
are made from Mold Base #350



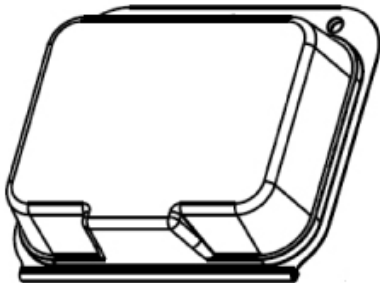
300TF



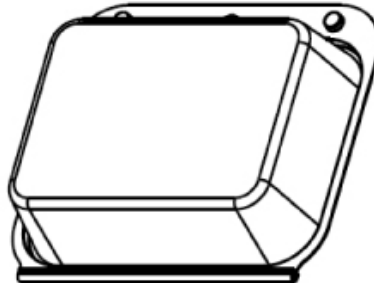
301TF



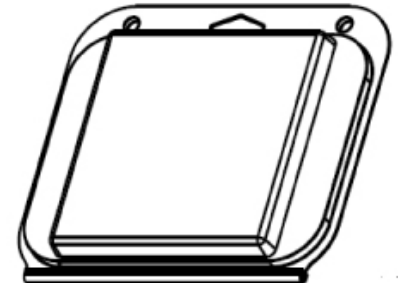
302TF



303TF



304TF



305TF