

Stock Clamshells with a Common Mold Base

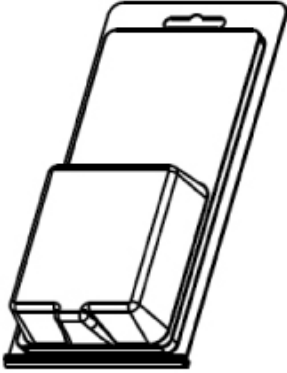
These images demonstrate clamshells with the same Overall Outside Dimensions, but with variations in the associated cavity and insert card dimensions.

Series 200 - 215

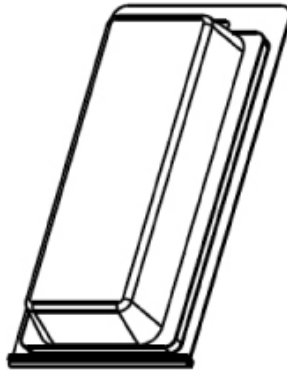
Overall Length = 7.437

Overall Width = 3.625

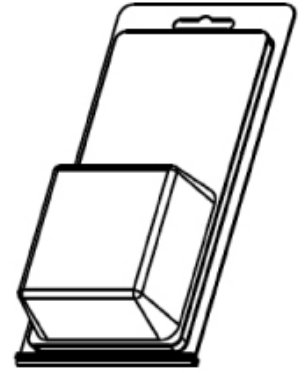
The stock clamshells on this page
are made from Mold Base #250



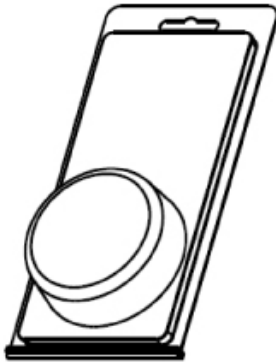
200TF



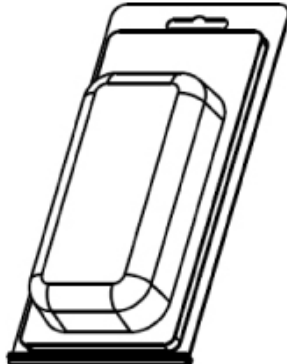
201TF



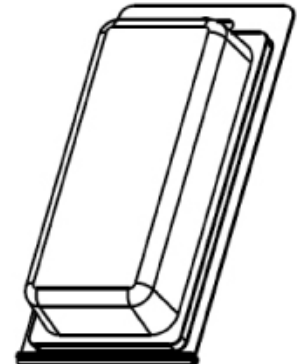
202TF



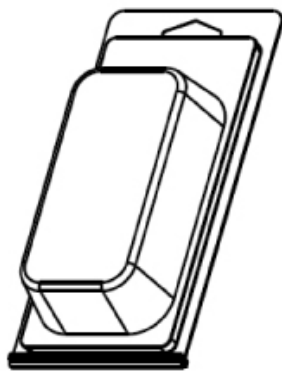
203TF



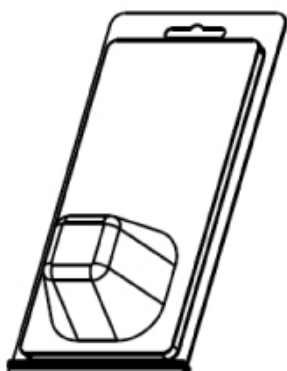
204TF



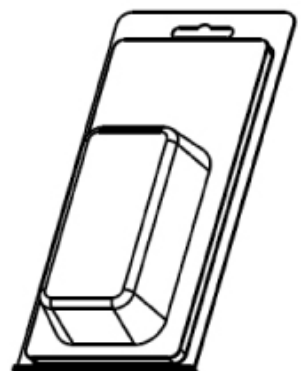
205TF



206TF



207TF



208TF

Stock Clamshells with a Common Mold Base

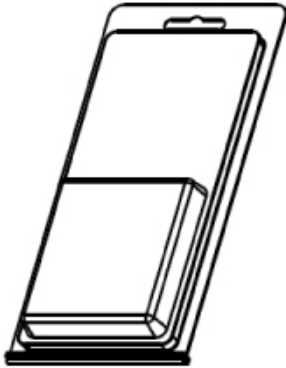
These images demonstrate clamshells with the same Overall Outside Dimensions, but with variations in the associated cavity and insert card dimensions.

Series 200 - 215

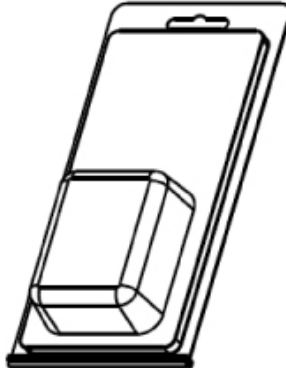
Overall Length = 7.437

Overall Width = 3.625

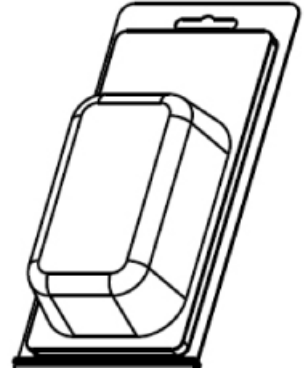
The stock clamshells on this page
are made from Mold Base #250



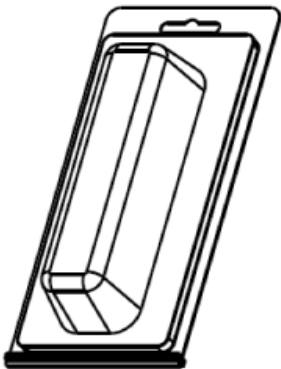
209TF



210TF



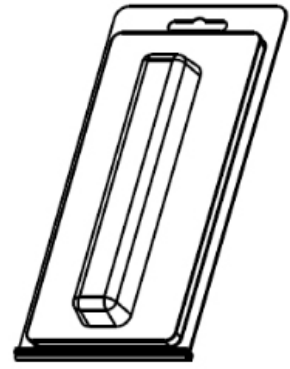
211TF



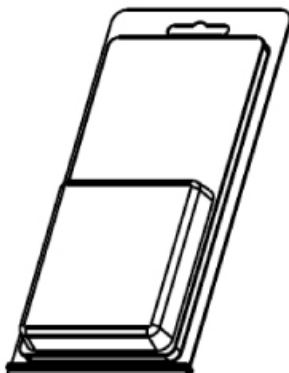
212TF



213TF



214TF



215TF